

COMBiLiFT
LIFTING INNOVATION

COMBi-FSE

C8000 ET

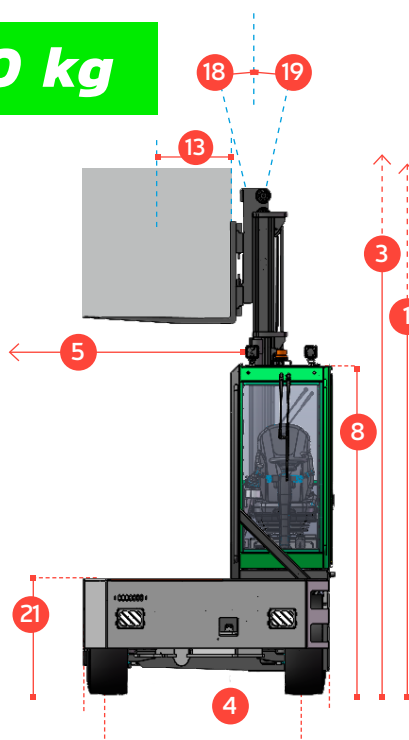
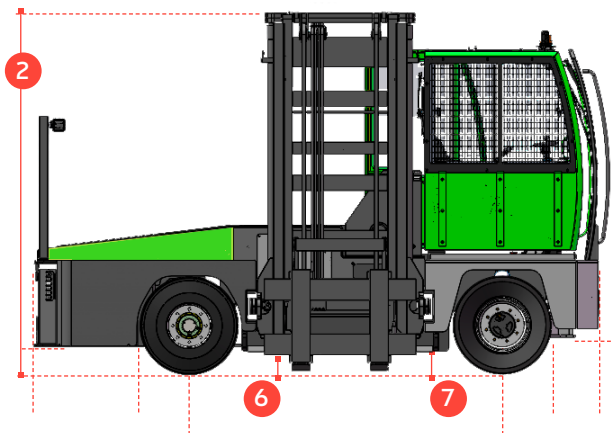


The electric 4 wheel Sideloader forklift designed for the safe, space saving and productive handling of long and bulky loads.

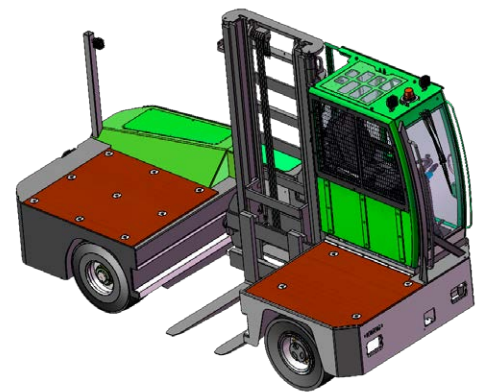
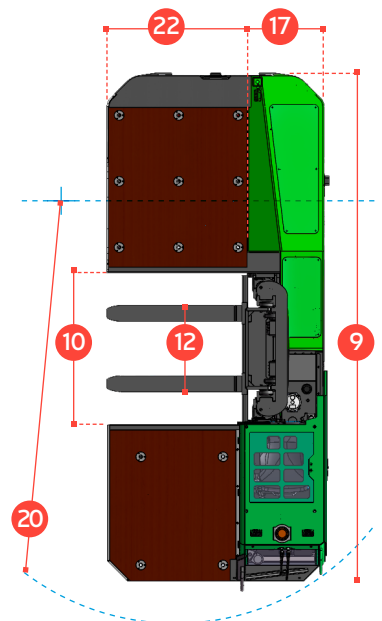
Combi-FSE 8000 kg

Side View

Front View



OVERHEAD VIEW



Ref	Description	C8000ET
1a	Standard Lift Height	4040 mm
1b	Freelift Height	0 mm
2	Height Mast Closed	3150 mm
3	Max. (Mast raised)	5265 mm
4	Overall Width	2250 mm
5	Mast Travel	1515 mm
6	Ground Clearance Under Mast	280 mm
7	Ground Clearance to Centre of Wheelbase	155 mm
8	Height Over Cab (Without work lights)	2820 mm
9	Overall Length	5050 mm
10	Frame Opening	1600 mm
11	Track	1895 mm
12	Outside Spread of Fork Arms	1460 mm
13	Load Centre Distance	600 mm
14	Overhang Front	430 mm
15	Wheelbase	3235 mm
16	Overhang Back	910 mm
17	Length From Face of Fork	850 mm
18	Forward Tilt	3°
19	Backward Tilt	3°
20	Minimum Outside Radius	4725
21	Platform Height	1050
22	Platform Length	1400
A	Capacity	8000 kg
B	Unladen Weight	13500 kg
C	Maximum Ground Speed	20km/h
D	Gradeability	15%
E	Battery Capacity	96 kWh
F	Cab Electrics	12V
G	Fork Section 50mm x 200mm x	1400 mm
H	Tyre Size Rear	355/65-15
I	Tyre Size Front	355/65-15
J	Standard Colour	Green & Grey
k	Suspension Seat	BE-GE Air Suspension Seat

Features Include:

- Rubber mounted cabin
- 2 Wheel Steer
- 2 Wheel Drive
- Load Sensing Steering
- Tilting Chassis
- AC Motor Technology

Continuous traction managed by steer angle - Patent Pending, Application no. GB2207946.1

Distributed by:

Combilift has a policy of continuous product development and reserves the right to alter specifications without prior notice. Specifications and/or dimensions may vary from those illustrated in some countries.